

ZIP 80011 HomeBuyer Leverage ReportTM

ZIP 80011 (Aurora), CO



Neither side fully controls the deal. Outcomes will depend more on the specific home, pricing discipline, and how long it has been on the market. Price support is softening. Buyers can be more selective and should test whether sellers are anchored to older, stronger pricing. This ZIP is roughly in line with Arapahoe Colorado. Prices are running below that benchmark. Listings are moving faster than the comparison market. This ZIP buyer leverage score is 44.8 out of 100. The benchmark buyer leverage score is 45.7 out of 100. This ZIP median sale price proxy is \$408K. The benchmark median sale price proxy is \$544K. This ZIP is at 32 days on market. The benchmark is 48 days on market.

Current Read	Balanced Market
Market Position	Balanced
Current Price Proxy	Median sale price: \$408,000
12-Month Price Band	Moderate Down · -6.0% to -2.0%

What This Market Feels Like

Neither side fully controls the deal. Outcomes will depend more on the specific home, pricing discipline, and how long it has been on the market. Price support is softening. Buyers can be more selective and should test whether sellers are anchored to older, stronger pricing. This ZIP is roughly in line with Arapahoe Colorado. Prices are running below that benchmark. Listings are moving faster than the comparison market. This ZIP buyer leverage score is 44.8 out of 100. The benchmark buyer leverage score is 45.7 out of 100. This ZIP median sale price proxy is \$408K. The benchmark median sale price proxy is \$544K. This ZIP is at 32 days on market. The benchmark is 48 days on market.

What This Means For You

This is the kind of market where two nearby homes can require completely different strategies. Buyers should stay flexible and let listing-specific evidence drive the offer instead of assuming the whole ZIP behaves one way.

How Hard To Push

Push in proportion to the listing's weakness. On a fresh, well-priced listing, stay clean and realistic; on a slower listing, test price and terms more directly.

Price Outlook

Price support is softening. Buyers can be more selective and should test whether sellers are anchored to older, stronger pricing.

First Offer Strategy

Treat strong new listings as certainty-first opportunities: open near adjusted fair value, keep the paperwork clean, and avoid trying to win with a theatrical lowball. Because financing pressure is still meaningful, do not treat every negotiation dollar as a price dollar. If the seller resists a lower number, a credit or buydown may protect the monthly payment more effectively. Price support is softening. Buyers can be more selective and should test whether sellers are anchored to older, stronger pricing. This ZIP is roughly in line with Arapahoe Colorado. Prices are running below that benchmark. Listings are moving faster than the comparison market. This ZIP buyer leverage score is 44.8 out of 100. The benchmark buyer leverage score

is 45.7 out of 100. This ZIP median sale price proxy is \$408K. The benchmark median sale price proxy is \$544K. This ZIP is at 32 days on market. The benchmark is 48 days on market. Keep the first-time-buyer protections in place unless the specific property and your reserve position justify something narrower.

Where To Push

1. Price anchor. Lead from recent sold and pending evidence, not the seller's ask. Where recent closes are landing below list, use that realized pricing power to justify a disciplined opening instead of negotiating off the sticker price alone.
2. Seller-paid costs or buydown help. If the seller resists headline price movement, ask whether part of the concession can be delivered through closing-cost help or a temporary buydown. For a payment-sensitive first-time buyer, that can matter more than a small nominal price cut.
3. Inspection and repair leverage. Keep inspection protection, but use it surgically. On tighter listings, focus on material defects rather than broad cosmetic asks.
4. Timing and certainty. Where price room is thin, compete on execution. Cleaner timelines, solid financing, and seller-friendly closing logistics usually create more leverage than forcing an aggressive discount that gets screened out immediately.

Guardrails

1. Keep core protections by default. For a first-time buyer, financing and satisfactory-inspection protections should remain the default posture. Narrow them only if the specific property, your reserves, and your lender readiness clearly justify that risk.
2. Do not negotiate past the monthly-payment ceiling. Your real ceiling is not just the purchase price. It is the payment, cash to close, and reserve cushion after the transaction. If the structure no longer works at that level, the answer is to change the terms or walk away.
3. Use appraisal-gap language only if it is capped and funded. If the market really requires appraisal-gap coverage, keep it explicit, capped, and reserve-backed. Do not let a competitive market turn an undefined appraisal promise into a surprise cash obligation.
4. Do not confuse a selective opening with a free-for-all. This ZIP may offer some room on terms or credits, but that does not mean every seller is weak. Stay disciplined and force the evidence to do the work.

What Would Change This Advice

1. If the listing is much fresher than the ZIP pace. This ZIP is already moving faster than its benchmark context. A specific listing that is even fresher than that should be treated as a certainty-first case rather than a broad negotiating opportunity.
2. If the listing ages past the local absorption window. If the home lingers beyond the local pace or takes a price cut, widen the ask on price, credits, or repairs. A stale listing should not be treated like a fresh one.
3. If inspection or appraisal evidence turns up real defects. Material inspection findings or a soft appraisal change the negotiation immediately. Those are objective reasons to ask for a lower price or a repair credit instead of relying only on macro market arguments.
4. If your lender quotes change materially. If rates or cash-to-close requirements move, the preferred lever may shift from headline price to seller credits or buydown help. Reframe the negotiation around payment sustainability, not pride of offer.

First-Time Buyer Note

Balanced markets are often the best training ground for first-time buyers because there is room to negotiate without assuming every seller is weak.

Negotiating Angles To Consider

Use these as practical offer levers, not as automatic rules. The point is to connect the market read to a concrete negotiating move.

1. Demand versus fresh supply. Fresh supply is keeping up with demand, so sellers may have less leverage than the headline market label suggests. If a home is not attracting quick competition, ask for a cleaner price, seller-paid closing costs, or both instead of assuming you must chase it.
2. How close homes are closing to asking price. Closed deals are clearing below ask, which is one of the clearest signs that sellers are conceding. Use recent below-ask outcomes to justify a disciplined offer. If the seller resists a price cut, pivot to seller-paid closing costs or repair credits instead of paying list price by default.
3. The gap between list price and sale price. Sales are still closing close to list, so sellers are not broadly giving back much ground. If you need to negotiate, tie your ask to property-specific issues such as repairs, condition, or appraisal support rather than to a general claim that the whole market is soft.
4. How quickly listings disappear. Fewer listings are disappearing immediately, which gives buyers more time to compare options. Use that extra time to inspect the listing history, compare nearby alternatives, and avoid overbidding out of urgency. Slower velocity also makes it more realistic to ask for credits or inspection remedies.

ZIP Profile

Basic local context from ACS, included to show that the report is grounded in place-level data rather than market activity alone.

Population	53,695 residents
Median Income	\$74,022
Owner Occupied	53.85%
Vacancy Rate	3.84%
Typical Owner Tenure	13.0 years

How This ZIP Compares

Each comparison below states the ZIP value first and the benchmark second so the pairings are explicit.

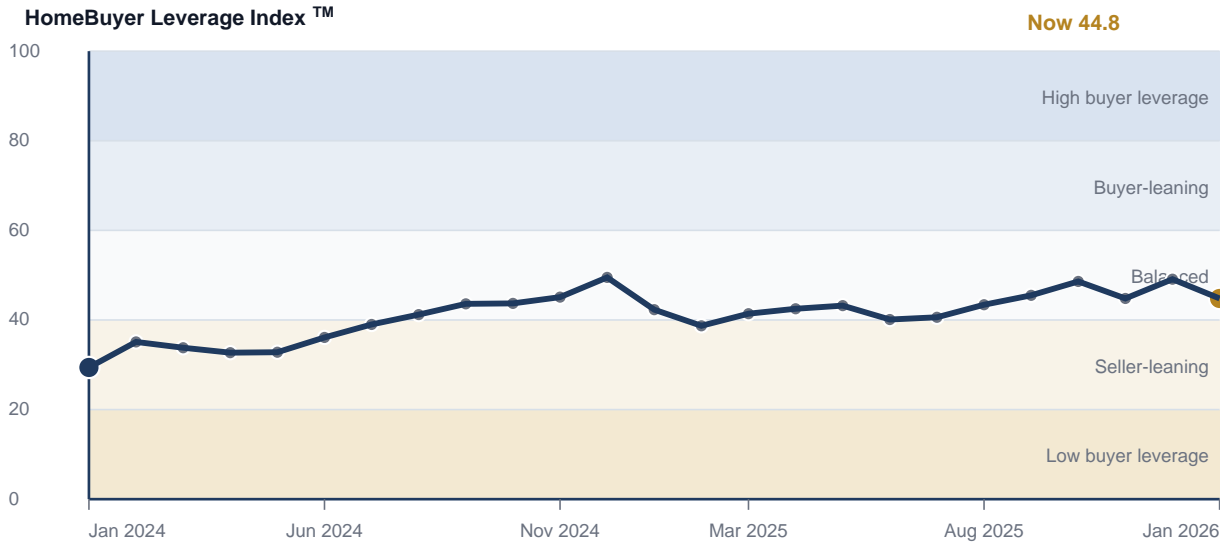
Arapahoe Colorado: This ZIP is roughly in line with Arapahoe Colorado. Prices are running below that benchmark. Listings are moving faster than the comparison market. This ZIP buyer leverage score is 44.8 out of 100. The benchmark buyer leverage score is 45.7 out of 100. This ZIP median sale price proxy is \$408K. The benchmark median sale price proxy is \$544K. This ZIP is at 32 days on market. The benchmark is 48 days on market.

Colorado statewide: This ZIP is a bit more seller-leaning than Colorado statewide. Prices are running below that benchmark. Listings are moving faster than the comparison market. This ZIP buyer leverage score is 44.8 out of 100. The benchmark

buyer leverage score is 51.6 out of 100. This ZIP median sale price proxy is \$408K. The benchmark median sale price proxy is \$562K. This ZIP is at 32 days on market. The benchmark is 68 days on market.

HomeBuyer Leverage Index™ History

Higher means more buyer room on price or terms. Lower means sellers still hold more control.



Why The Report Says This

These are the key market observations behind the read. This section is evidence, not another set of negotiating instructions.

Demand versus fresh supply: Supply is keeping up with demand.

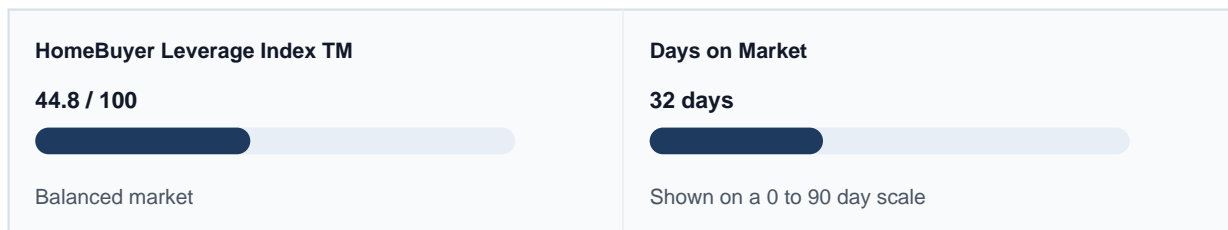
How close homes are closing to asking price: Buyers are often clearing below ask.

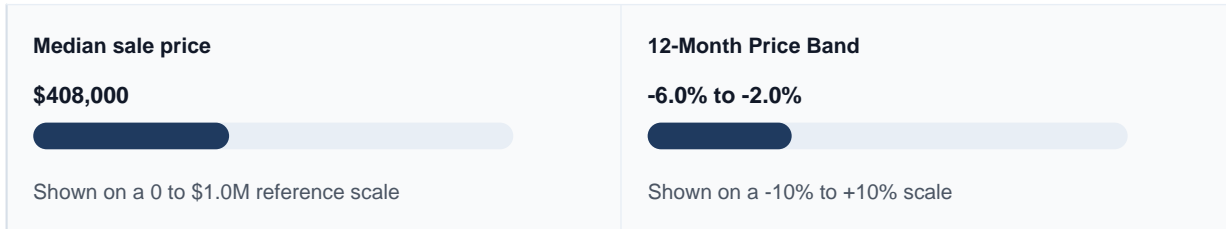
The gap between list price and sale price: Median sales are still landing relatively close to list pricing.

How quickly listings disappear: Fewer listings are disappearing almost immediately.

Market Snapshot In Numbers

These visuals are supporting evidence for the interpretation above. They are included to anchor the narrative in the underlying market numbers.





How Much To Trust This Read

This report is grounded strongly in current local listing and sales activity. Some supporting context, like demographics or broader affordability inputs, updates less often and should be treated as background rather than a live market signal. Use this report to shape your offer posture, not as a substitute for comparable sales, inspection findings, lender guidance, or property-specific diligence.

Data Notes

ZIP-level market metrics are served from stored Redfin ZIP features when available and fall back to live fetches during migration.

FHFA HPI repeat-sales data is used when available to stabilize ZIP-level price momentum versus raw median sale price.

When the public ZIP feed omits price-cut activity, the model derives a conservative seller-concession proxy from sale-to-list ratio, bidding intensity, and days on market.

Median list versus median sale pricing is now used as an additional public-data concession signal when available, so seller softening is not inferred only from price-drop counts.

Listing quality is still public-data-first: direct market fields and explicit proxies are available today, while withdrawals, expireds, relists, and explicit concessions remain roadmap items for MLS or vendor feeds.

Unemployment remains county-level context because ZIP-level labor-market data is not generally available from the same public sources.

Freddie Mac PMMS mortgage rates are national averages applied as financing context rather than ZIP-specific pricing.

County building permits and ZIP vacancy context add future-supply signals that can loosen buyer conditions before that inventory fully hits the resale market.

Seller lock-in is modeled as a proxy that blends the current mortgage-rate gap with local owner-occupancy and owner-tenure context from ACS, not observed loan-level seller data.

Affordability blends a current-rate financed payment with ACS local owner-cost and property-tax context, falls back to state-level property-tax and home-insurance benchmarks when needed, and also reflects whether that burden has improved or worsened versus last year.

This ZIP report closes the biggest granularity gap with the competitor sample while preserving the improved leverage signals.

General Disclaimer

This report is an informational market-read tool, not financial, legal, tax, insurance, or appraisal advice. Use it alongside property-specific diligence, recent comparable sales, inspection findings, financing terms, and advice from licensed

professionals. Housing markets can change quickly, and any projection or leverage read may become outdated as new listings, contracts, rates, and local conditions change.

Glossary

Short definitions for the core terms used in this report, written for first-time buyers who want clarity without losing the substance.

HomeBuyer Leverage Index™: A 0 to 100 market posture score. Lower values mean sellers still control more of the deal; higher values mean buyers have more room on price, credits, repairs, or timing.

Pending to New Listings: A ratio of homes going under contract relative to fresh listings coming to market. Above 1 usually means demand is outrunning new supply; below 1 means supply is keeping up better.

Sale to List Ratio: The average sale price divided by the asking price. Ratios near or above 1.00 suggest sellers are holding firmer; lower ratios mean buyers are more often closing below ask.

List to Sale Spread: The gap between typical list pricing and typical closed pricing. A wider spread usually means sellers are starting high and conceding later.

Off Market in Two Weeks: The share of listings leaving the market within roughly 14 days. Higher values usually mean buyers have less time and less negotiating room.

Share Sold Above List: The share of homes closing above asking price. It is a direct signal of how often buyers are competing past the seller's number.

Days on Market: How long listings are taking to sell. Longer selling times usually give buyers more room to negotiate, especially on stale listings.

Inventory: The amount of active for-sale supply. Higher inventory usually gives buyers more choice and more leverage; lower inventory tends to protect sellers.

Price Cuts: The share of listings that have reduced asking price. More cuts usually mean sellers are resetting to market reality instead of holding firm.

Seller Lock-In Pressure: A proxy for how strongly current owners are discouraged from selling because today's mortgage rates are much higher than their existing loans. Higher lock-in can keep resale supply tight.

Vacancy Buffer: A measure of slack in the local housing stock. More vacant stock can soften urgency; very low vacancy usually means tight conditions.

Residential Permits: A forward-looking supply signal based on homebuilding permits. Rising permit activity can loosen conditions over time even before that new supply is completed.

Seller-Paid Closing Costs: Money the seller agrees to contribute toward the buyer's transaction costs. For first-time buyers, that can improve cash-to-close more than a small price cut.

Rate Buydown: A seller-funded or buyer-funded structure that temporarily or permanently reduces the mortgage interest rate. In payment-sensitive deals, this can matter more than a nominal price change.

Appraisal Gap: A promise by the buyer to cover some difference if the home appraises below contract price. It should be capped and backed by real reserves, not left open-ended.

HomeBuyer Leverage Index™ is a trademark of Leverage Labs LLC. Reports are for informational purposes only and are not financial, legal, appraisal, or real estate advice.